

*It's always  
the  
small pieces  
that make the  
big picture.*

# Creative Puzzland - DIY Puzzle

## **Objectives :**

1. Enhance the critical thinking and problem solving acumen of a child
2. Awareness on daily life skills

\***Age group for playing:** 5+

\***Age group for creating:** 10+

\***Cost** 150 Rupees

\***Material used** : Cardboard, pastel sheets and decorative items, ohp sheets, reusable box.

\***Time of Preparation:** 60 mins

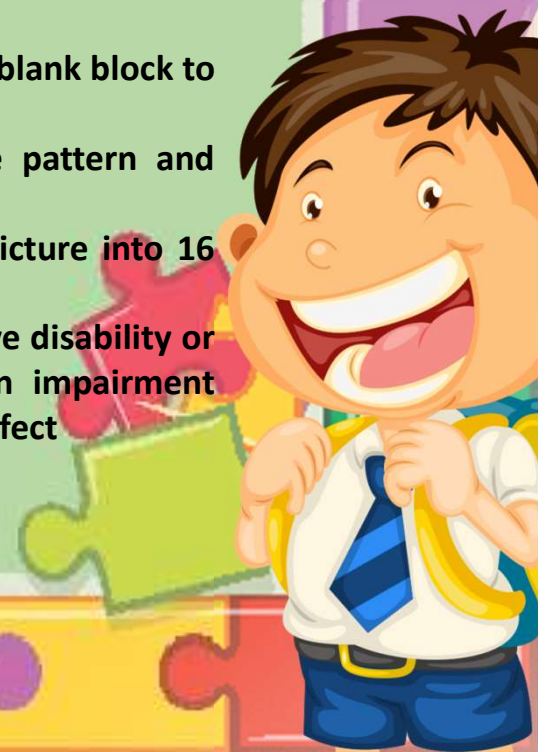
\***Concept /skills mapped (pedagogy):** Puzzles help in developing child's problem solving and critical thinking skills, both crucial for mastery of other skills later in life. Puzzle also help in developing pattern recognition and child's fine motor skill.



## Procedure (How the toy can be made):

1. Draw a picture on a 16 cm side square pastel sheet and paste it on a waste cardboard material
2. Divide and cut the picture into 9 equal square blocks to make a 3 by 3 puzzle, make sure that one block should be white or blank
3. Now create a base by covering a cardboard with decorative paper
4. Place the 9 puzzle blocks on the cardboard base and remove the blank block to start sliding the blocks along each other
5. Slide the blocks in different direction to mix and match the pattern and complete the puzzle
6. Repeat the same procedure to make a 4 by 4 puzzle (cut the picture into 16 equal square

\* **Adaptation for children with disability** (if possible): YES. Locomotive disability or hearing impaired children can play with this puzzle. For Vision impairment children we can modify this puzzle adding embossed and textured effect





# How the toy can be used

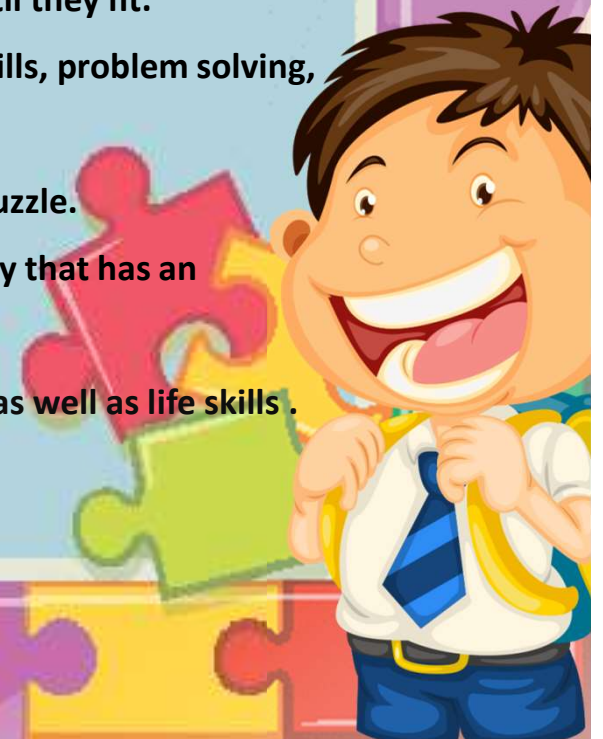
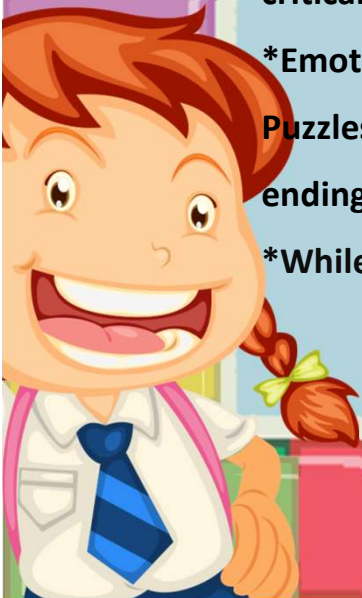
- \*Let's get ready with our puzzle board.
- \*Place all the pieces randomly.
- \*Remove the empty piece along with the flag to start.
- \*Sounds easy? But it's not!
- \*Slide the pieces in different direction to mix and match the pattern and complete the puzzle.
- \*Plan your moves carefully.
- \*You win! Put the well done flag and get your reward.



# How this game is important in learning and development of the child

This puzzle can be used in school to engage a child in his or her leisure time. Playing puzzle will enhance child's problem solving skill and helps to develop confidence within. It mainly boost their 3 basic skills as stated below.

- \*Physical-from holding puzzle pieces and turning or sliding them until they fit.
  - \*Cognitive skills-as they solve the problems of the puzzle(Memory skills, problem solving, critical thinking skills)
  - \*Emotional skills-they learn patience and setting goals to solve the puzzle.
- Puzzles allow an opportunity for young children to focus on an activity that has an ending, by completing the pleasing image.
- \*While playing with this puzzle, a child will develop problem solving as well as life skills .







9 PIECES PUZZLE

16 PIECES  
PUZZLE

